

النظافة • بهداشت • hygiène • hygiene • Hygiene

**Händewaschen**  
cleaning your hands • lavage des mains  
• شستن دست ها • غسل اليدين

1

2

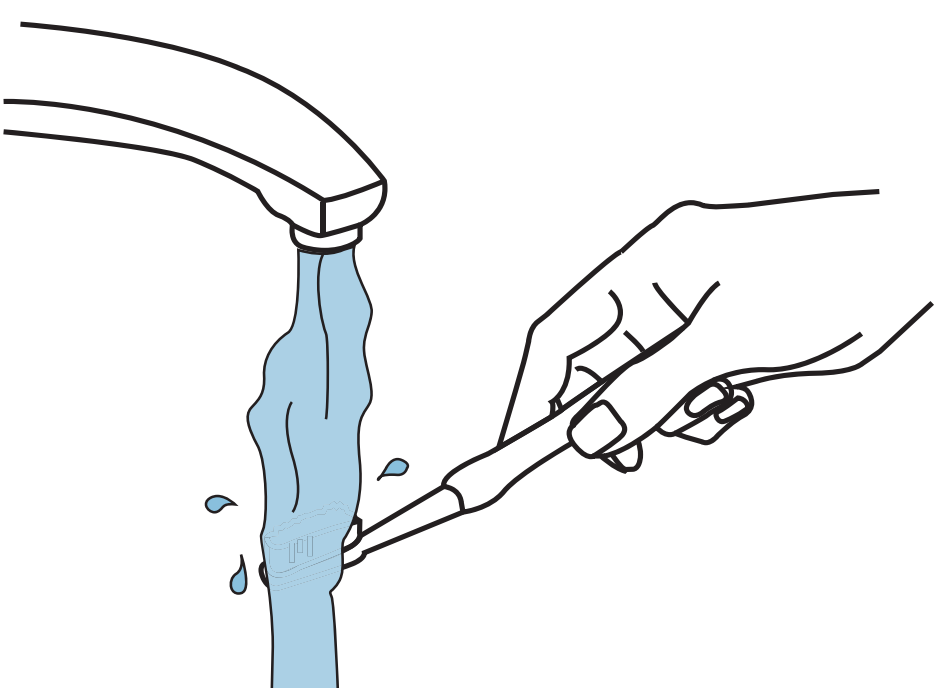
3 20 sec.

4 10 sec.

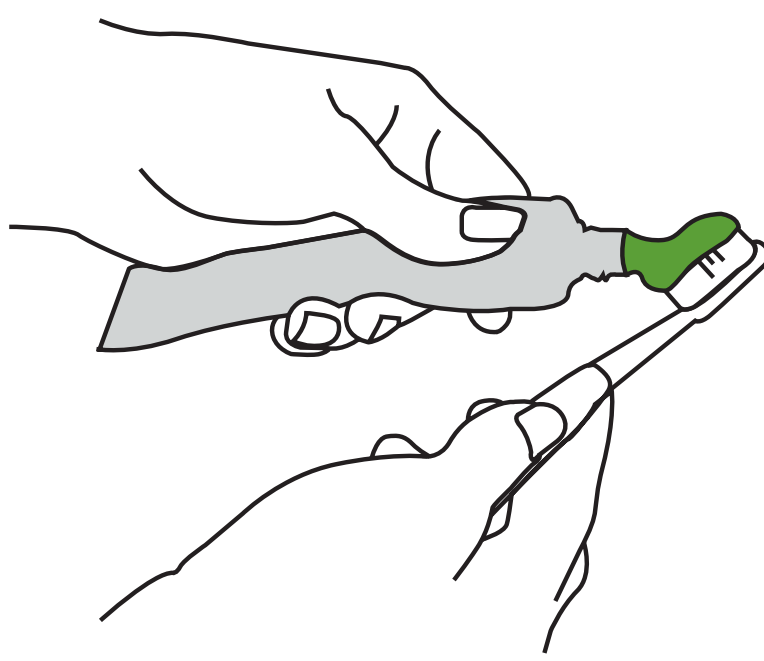
5

**Zähneputzen**  
brushing your teeth • brossage des dents  
• شستن دندان ها • تنظيف الأسنان

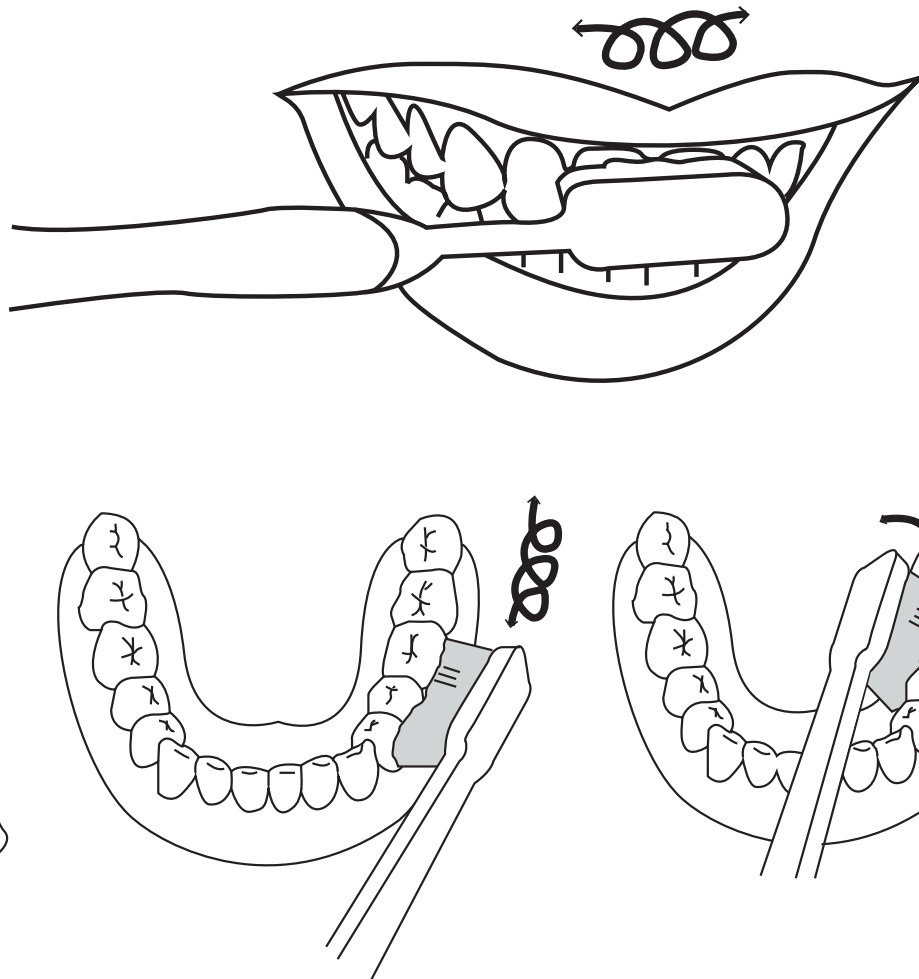
**1**




**2**



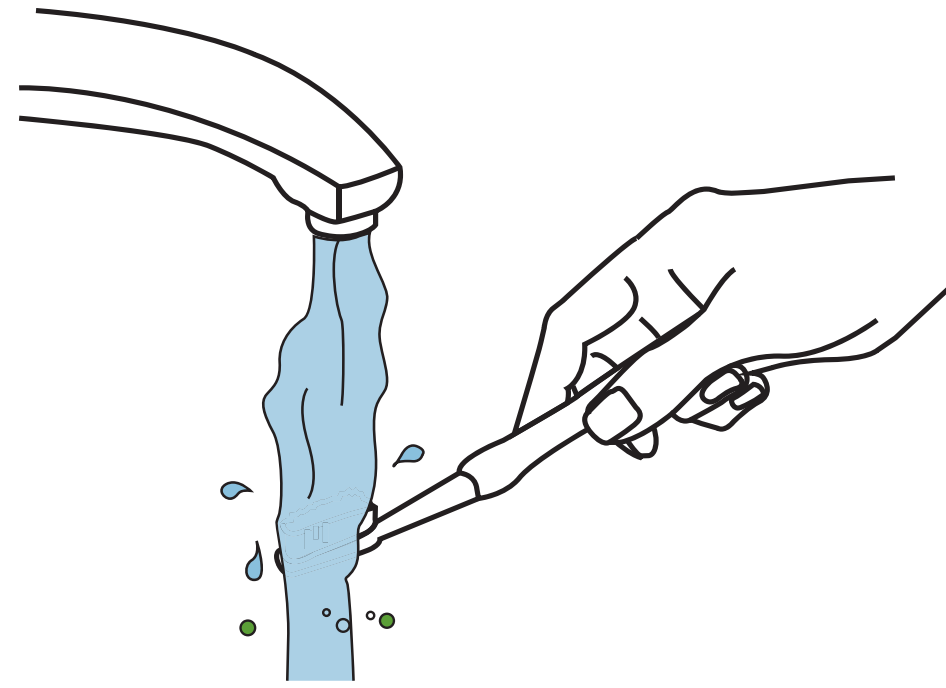
**3** ⌚ 3 min.



**4**



**5**



☀ 1x    🌙 1x

### Toilette / WC

toilet • toilettes • المراحيض • توالت

The diagram illustrates the correct sequence of actions for using a toilet:

- Step 1:** A person is shown sitting on the toilet, using toilet paper. A red 'X' over a person using a cloth indicates that using cloths is incorrect.
- Step 2:** A person is shown flushing the toilet. A red 'X' over a person not flushing indicates that not flushing is incorrect.
- Step 3:** A person is shown washing their hands at a sink. A red 'X' over a person not washing hands indicates that not washing hands is incorrect.
- Step 4:** A person is shown disposing of waste in a bin. A red 'X' over a person not disposing of waste indicates that not disposing of waste is incorrect.
- Step 5:** A person is shown washing their hands at a sink. A red 'X' over a person not washing hands indicates that not washing hands is incorrect.

## Duschen

showering • prendre une douche

• استحمام • الإستحمام

1

2

3

4

min. 2x

pro Woche • per week • par  
semaine • أسبوعياً • هفتگی

**Bad und Toilette bitte sauber hinterlassen**

Please make sure the bathroom and toilet are clean before leaving

Merci de laisser la salle de bain et les toilettes propres

الرجاء ترك الحمام والمرحاض نظيفين

لطفاً توالت و حمام را تمیز نگهداری کنید

