


WASSER LASSEN




Eat. Sleep. Drink. Compete.



How might we playfully convey a **feeling of belonging** to the **strong community** for all SWM employees in order to promote **sustainability**?

Rebecca

22 Years old
Student housing
Working student
at Marketing
Department




Robert

58 Years old
House in Suburb
Family with 2 Kids
Product Owner in
IT Management



35% of Europeans

don't drink enough water



WASSERLASSEN
is a drinking game

WASSERLASSEN **is a drinking game**

but not just *any* drinking game



Smart

water dispensers

V I D E O

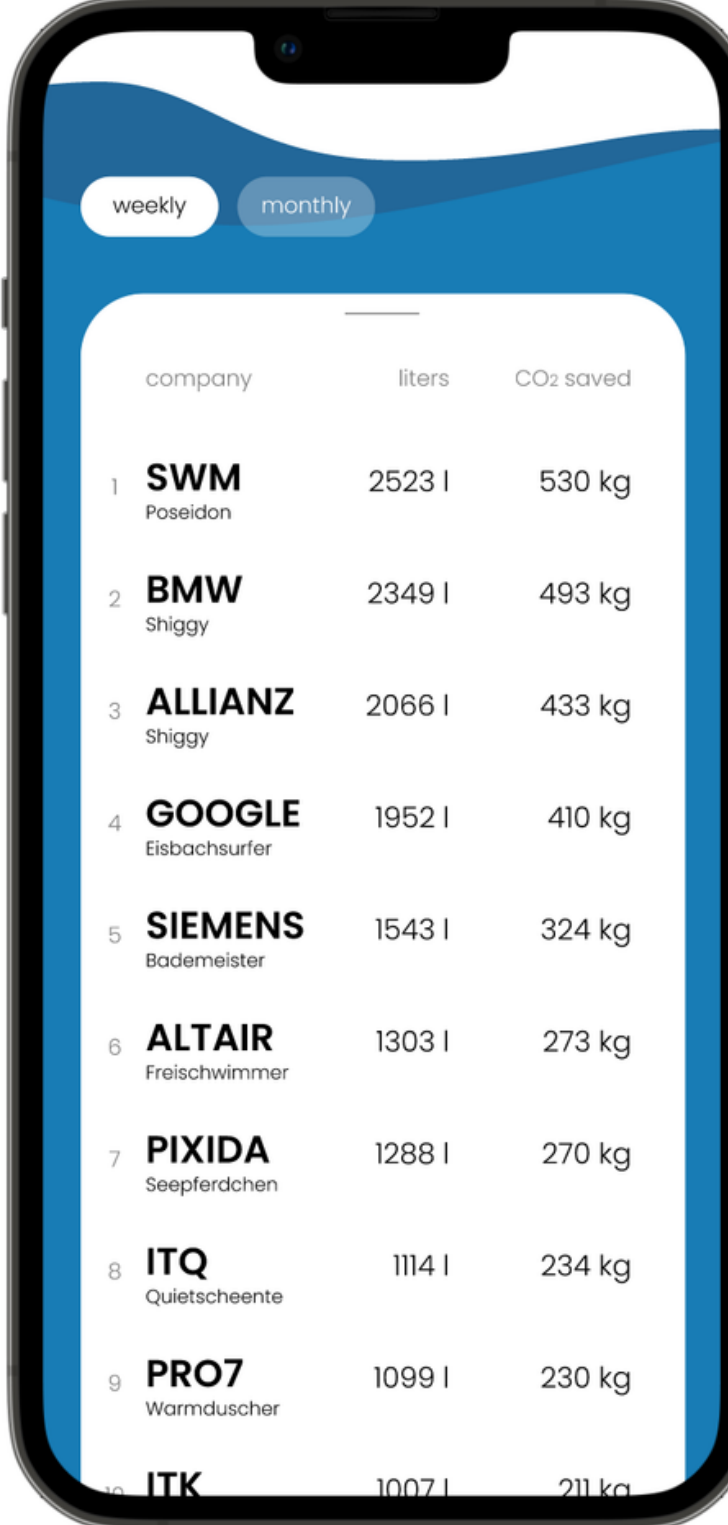
Company and Department Ranking

WaterParty

Achievements and Batches

Daily Goal and Statistics

Manual Water Consumption Count



The image shows a smartphone screen with a water consumption ranking app. At the top, there are two tabs: 'weekly' and 'monthly'. Below the tabs is a table with three columns: 'company', 'liters', and 'CO2 saved'. The table lists nine companies, ranked from 1 to 9. Each company entry includes a rank number, the company name in bold, and a smaller department name below it. The data is as follows:

	company	liters	CO2 saved
1	SWM Poseidon	2523 l	530 kg
2	BMW Shiggy	2349 l	493 kg
3	ALLIANZ Shiggy	2066 l	433 kg
4	GOOGLE Eisbachsurfer	1952 l	410 kg
5	SIEMENS Bademeister	1543 l	324 kg
6	ALTAIR Freischwimmer	1303 l	273 kg
7	PIXIDA Seepferdchen	1288 l	270 kg
8	ITQ Quietscheente	1114 l	234 kg
9	PRO7 Warmduscher	1099 l	230 kg
10	ITK	1007 l	211 kg

Company and Department Ranking

WaterParty

Achievements and Batches

Daily Goal and Statistics

Manual Water Consumption Count



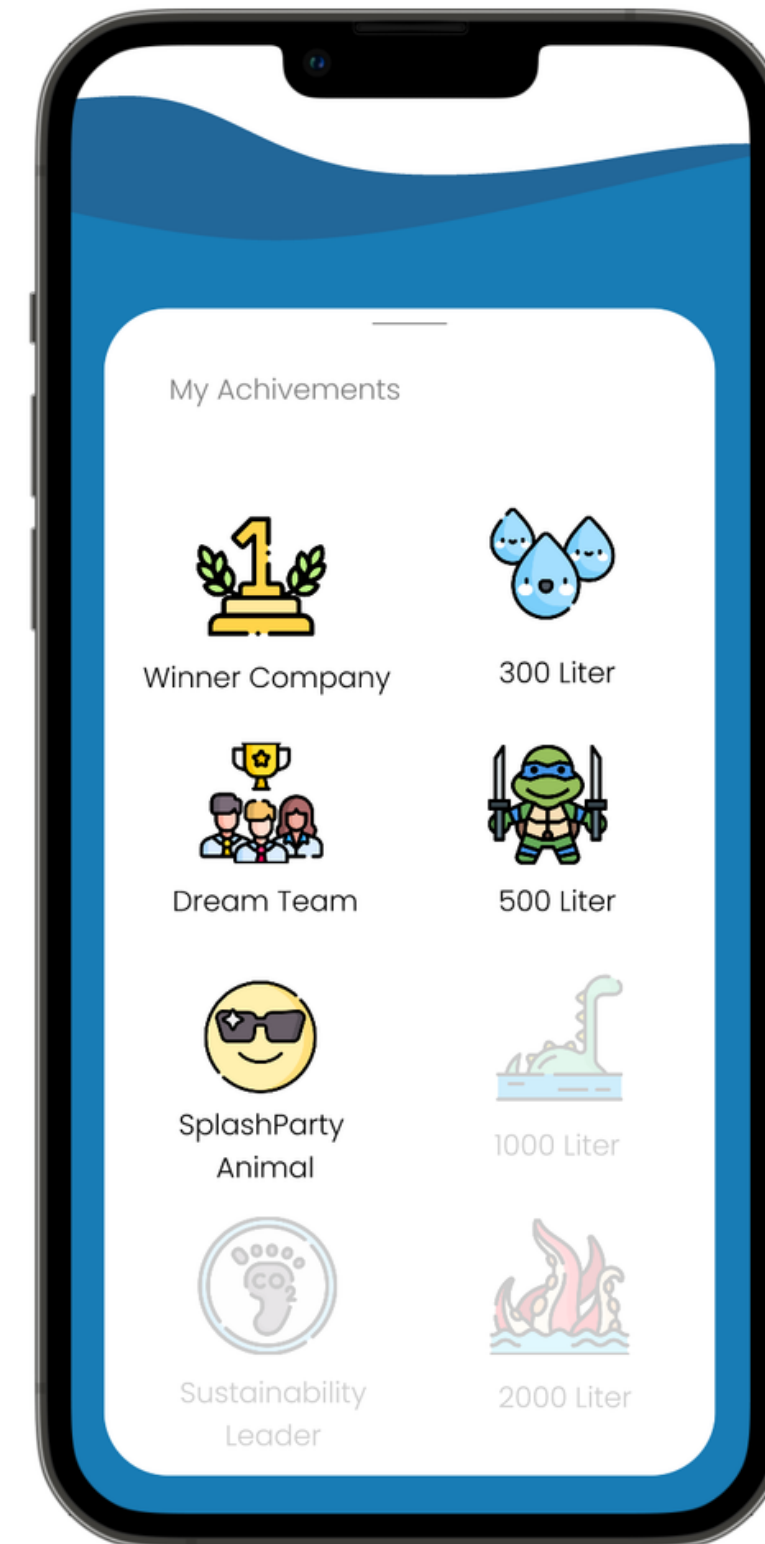
Company and Department Ranking

WaterParty

Achievements and Batches

Daily Goal and Statistics

Manual Water Consumption Count



Company and Department Ranking

WaterParty

Achievements and Batches

Daily Goal and Statistics

Manual Water Consumption Count



Company and Department Ranking

WaterParty

Achievements and Batches

Daily Goal and Statistics

Manual Water Consumption Count





Munich's drinking water is among the best in all of Europe and is even more strictly regulated than bottled water.

SWM(2021). "Münchner Trinkwasser-Analysewerte Stand: Januar 2021"
Verordnung über die Qualität von Wasser für den menschlichen Gebrauch (Trinkwasserverordnung – TrinkwV)



< 1% environmental impact
compared to bottled water

WATERPARTY IN PROGRESS



WASSER LASSEN



Eat. Sleep. Drink. Compete.





The Figma Prototype

